



DEZAN SHIRA & ASSOCIATES

Your Partner for Growth in Asia



ASEAN BRIEFING

From Dezan Shira & Associates

Overview of Economic and Business Potentials in Indonesia

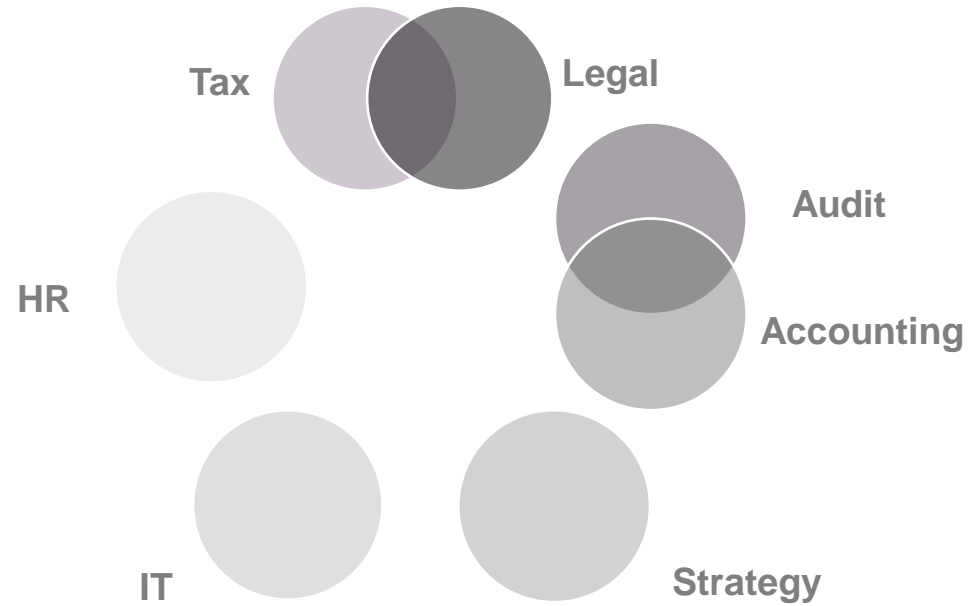


Presented by:
Jennifer Halim
Manager, International Business Advisory
Dezan Shira & Associates

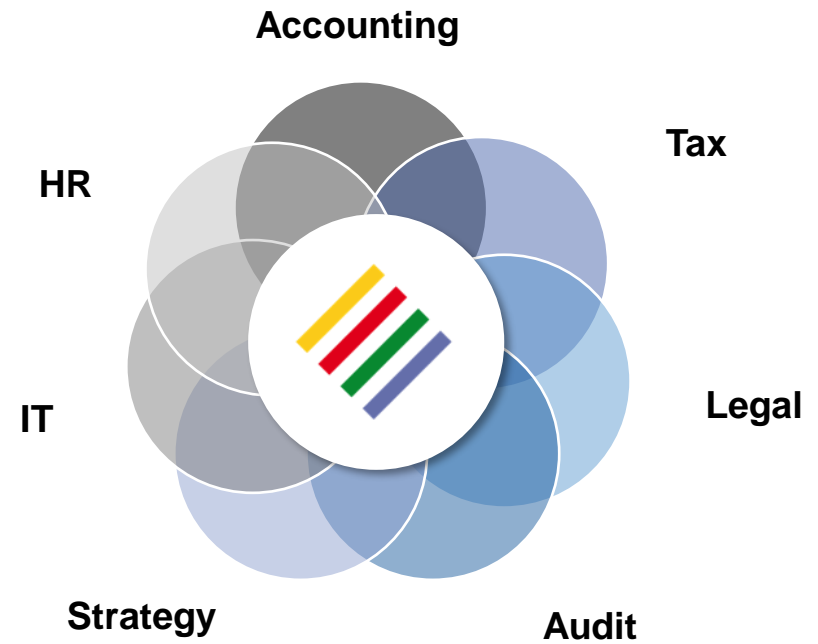
Jakarta, Indonesia

Our Services

Traditional Model



Dezan Shira & Associates' Integrated Pan-Asia Model



image



DEZAN SHIRA & ASSOCIATES

Your Partner for Growth in Asia



- Dezan Shira & Associates Offices
- Dezan Shira Asian Alliance Members



CHINA

- Beijing**
beijing@dezshira.com
- Guangzhou**
guangzhou@dezshira.com
- Qingdao**
qingdao@dezshira.com
- Suzhou**
suzhou@dezshira.com

- Dalian**
dalian@dezshira.com
- Hangzhou**
hangzhou@dezshira.com
- Shanghai**
shanghai@dezshira.com
- Tianjin**
tianjin@dezshira.com

- Dongguan**
dongguan@dezshira.com
- Ningbo**
ningbo@dezshira.com
- Shenzhen**
shenzhen@dezshira.com
- Zhongshan**
zhongshan@dezshira.com

- Haikou**
hainan@dezshira.com

VIETNAM

- Hanoi**
hanoi@dezshira.com

- Ho Chi Minh City**
hcmc@dezshira.com

- Danang**
danang@dezshira.com

INDIA

- Delhi**
delhi@dezshira.com

- Mumbai**
mumbai@dezshira.com

- Bengaluru**
bengaluru@dezshira.com

INDONESIA

- Jakarta**
indonesia@dezshira.com

- HONG KONG SAR**
hongkong@dezshira.com

- MONGOLIA**
mongolia@dezshira.com

SINGAPORE

- Singapore**
singapore@dezshira.com

DUBAI UAE

- Dubai**
dubai@dezshira.com

DEZAN SHIRA ASIAN ALLIANCE MEMBERS

- Malaysia**
malaysia@dezshira.com
- Bangladesh**
bangladesh@dezshira.com
- South Korea**
southkorea@dezshira.com

- The Philippines**
philippines@dezshira.com
- Japan**
japan@dezshira.com
- Nepal**
nepal@dezshira.com

- Thailand**
thailand@dezshira.com
- Sri Lanka**
srilanka@dezshira.com
- Turkiye**
turkiye@dezshira.com

- Australia**
australia@dezshira.com

DEZAN SHIRA LIAISON OFFICES

- Germany**
germandesk@dezshira.com
- United Kingdom - Ireland**
uk.ireland@dezshira.com

- Italy**
italiandesk@dezshira.com
- South America**
southamerica@dezshira.com

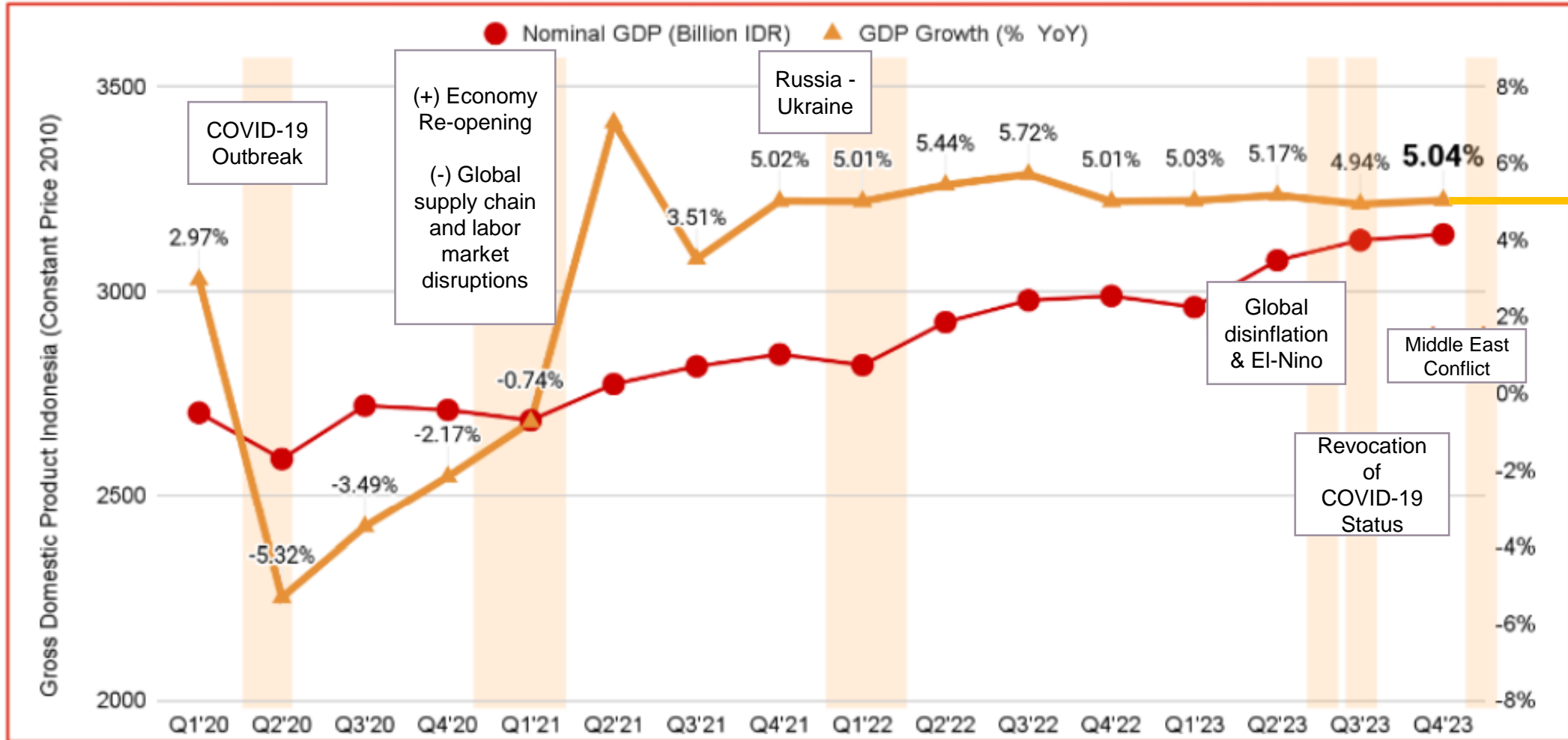
- United States**
usa@dezshira.com



Indonesia's Economy at a Glance, by GDP




Indonesia's Presidential Election on February 24, 2024



5.11%

GDP
5.05%
2023

57% from the domestic consumption




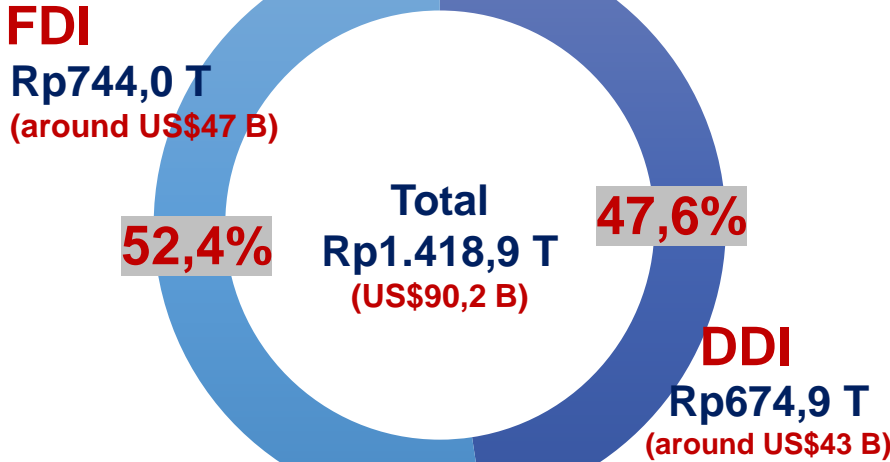
GDP
5.2%
2024F

Source: Central Bureau of Statistics Indonesia (BPS) (2024)

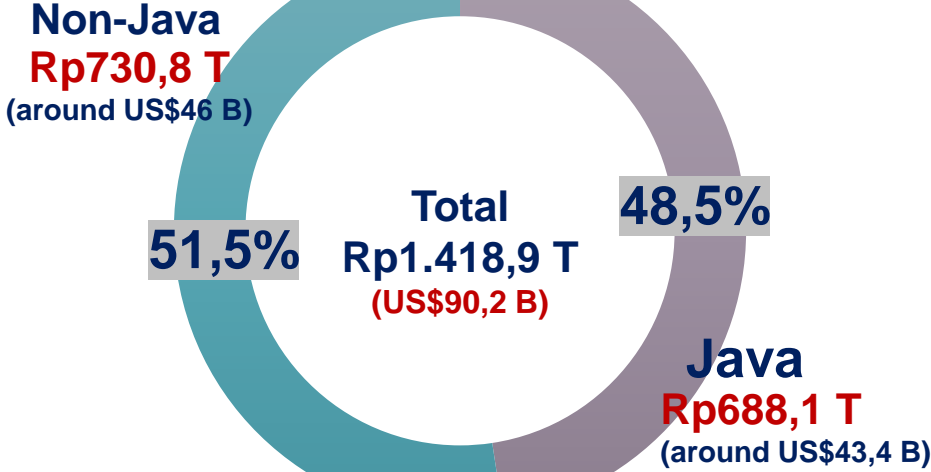
Indonesia's Investment Realization in 2023

FDI and DDI Investment

Reached 101.3% from the 2023 target of Rp1.400 T (US\$ 89,9 billion)

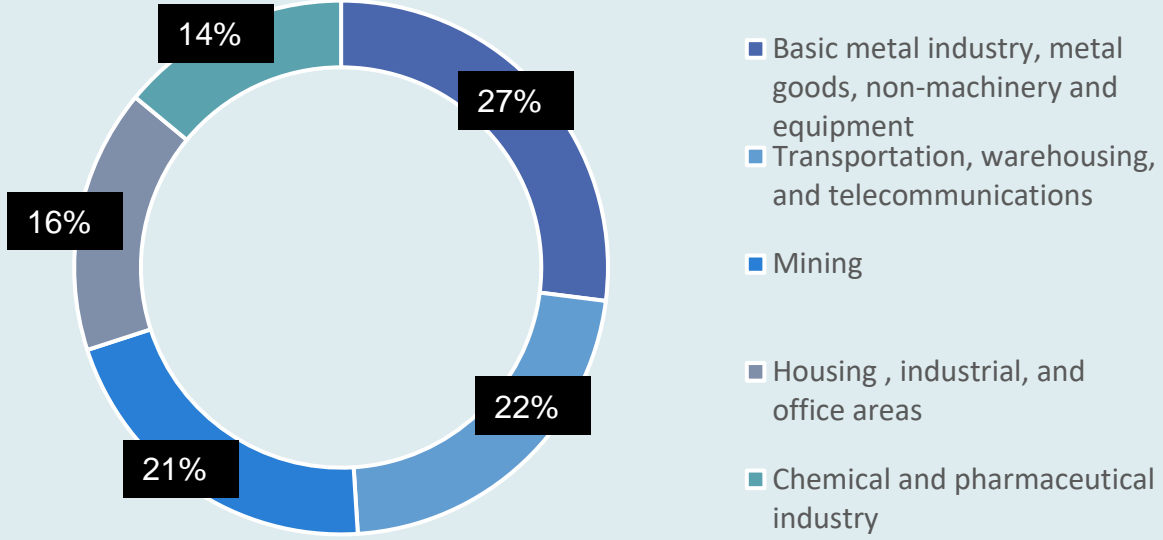


Java and Non-Java Investment

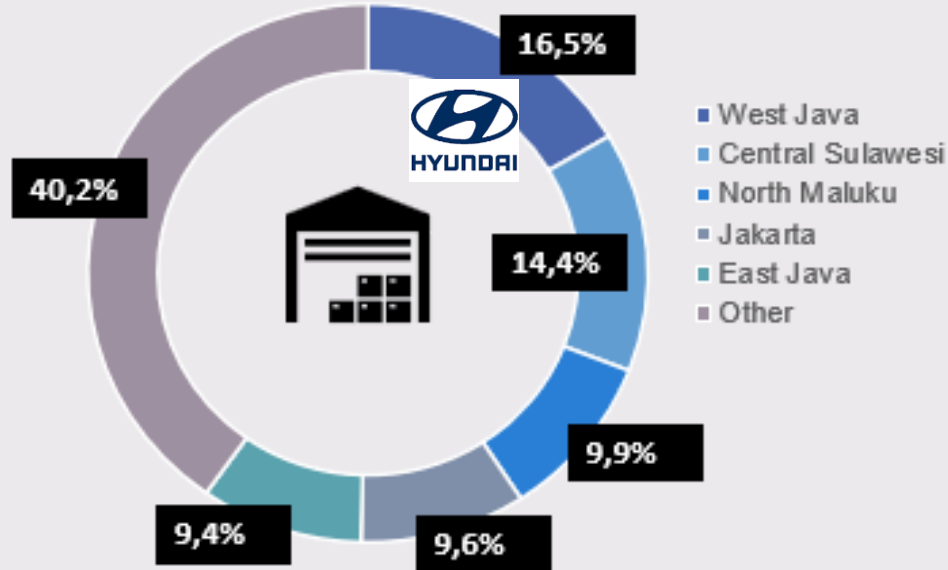


Investment Opportunities based on the Top Sectors

FDI and DDI by Sector (%)



FDI Distribution by Region (%)



Top 5 Investing Country



Business Potentials

- **Largest Muslim population in the world**, with around 87.2% of its population being Muslim.
- **Cooperation between Indonesia's Halal Institution (BPJPH) and ChileHalal** shows commitment to support recognition and mutual acceptance of halal certificates.
- Indonesia is only behind China and India in Asia regarding **the number of active social media users**, with 60.4% of its total population connected on its many social media platforms.
- With more than **210 million internet users**, Indonesia is one of the countries with the highest number of internet users in the world.

Retail & E-Commerce

To tap into a large, young and increasingly wealthy population

Service

Pharmaceutical and Chemicals


Food and Halal Industry

Other Sectors:

Textiles
Pharma
Digital Economy
Geothermal
Palm Oil
Iron & Steel
Automotive
Oil & Gas
Cosmetics
Coal Gasification

Indonesia's Top 5 Trade Partners (2023)


Value of Exports from Indonesia



\$64.94B



\$23.25B



\$20.78B



\$20.29B



\$12.46B



\$62.09B



\$16.52B



\$11.28B



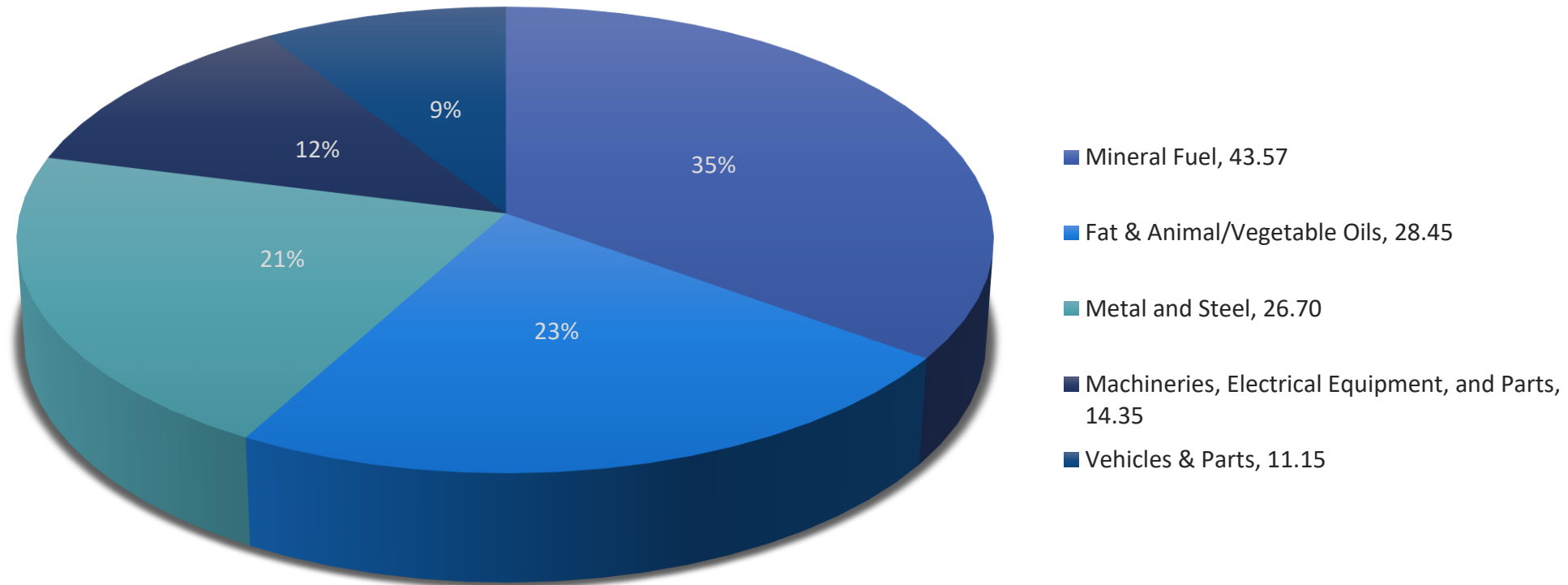
\$10.53B



\$10.25B

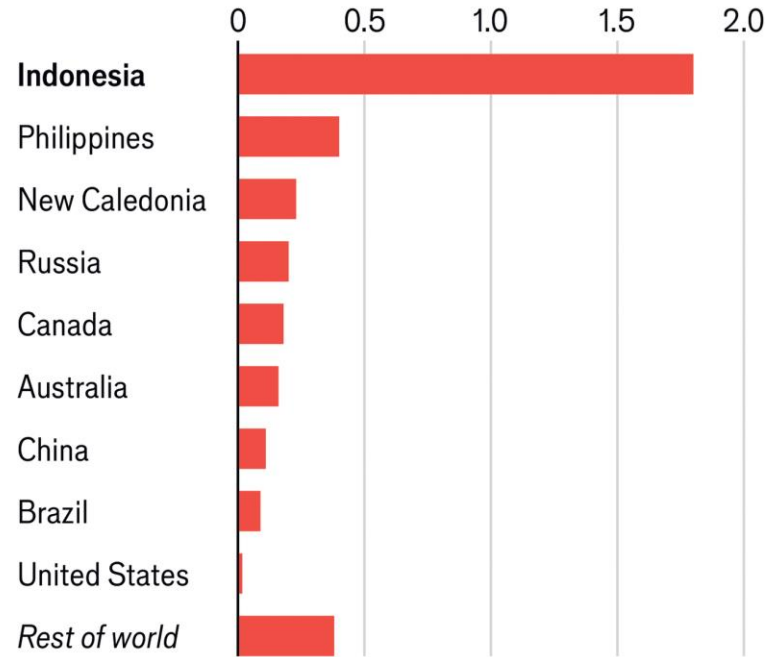
Value of Imports to Indonesia

Top 5 Indonesian Exports (\$B)



Nickel production

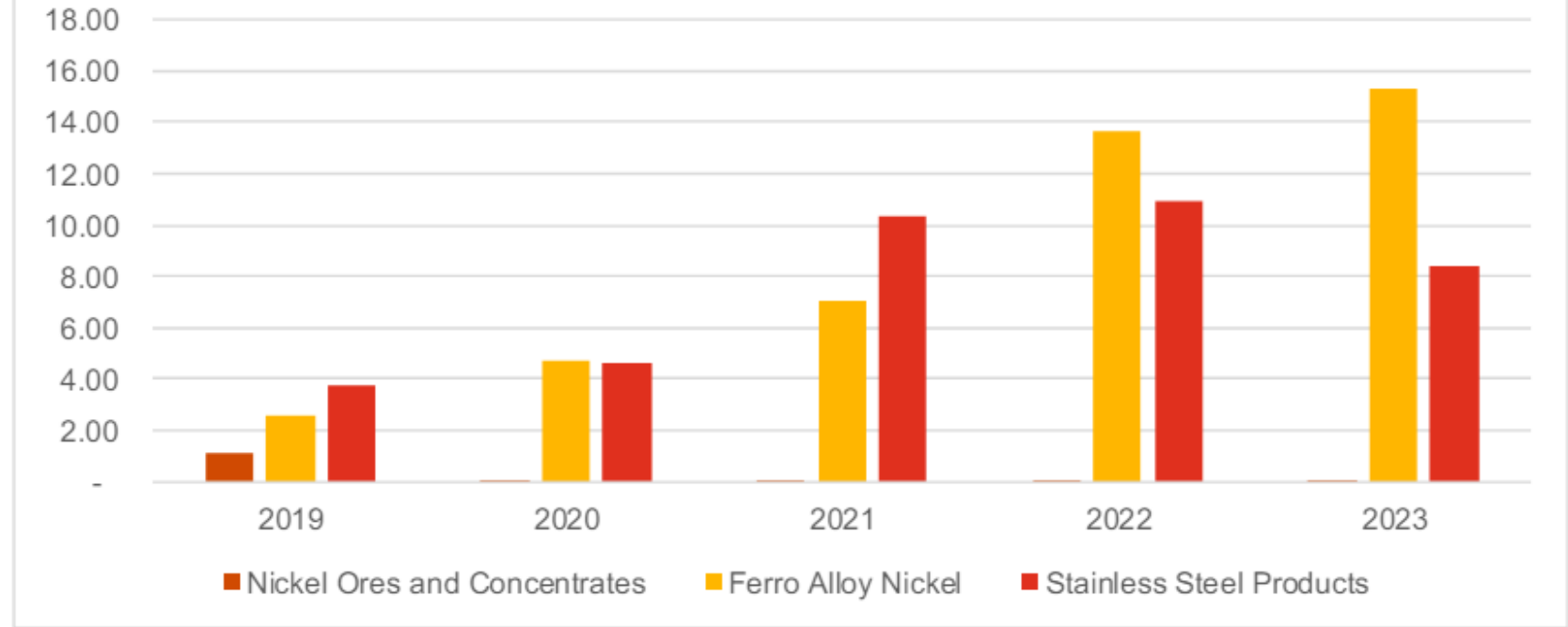
2023 estimate, tonnes m



Source: US Geological Survey

4

Export value of Indonesian nickel products (USD billions)



World Competitiveness Ranking 2024

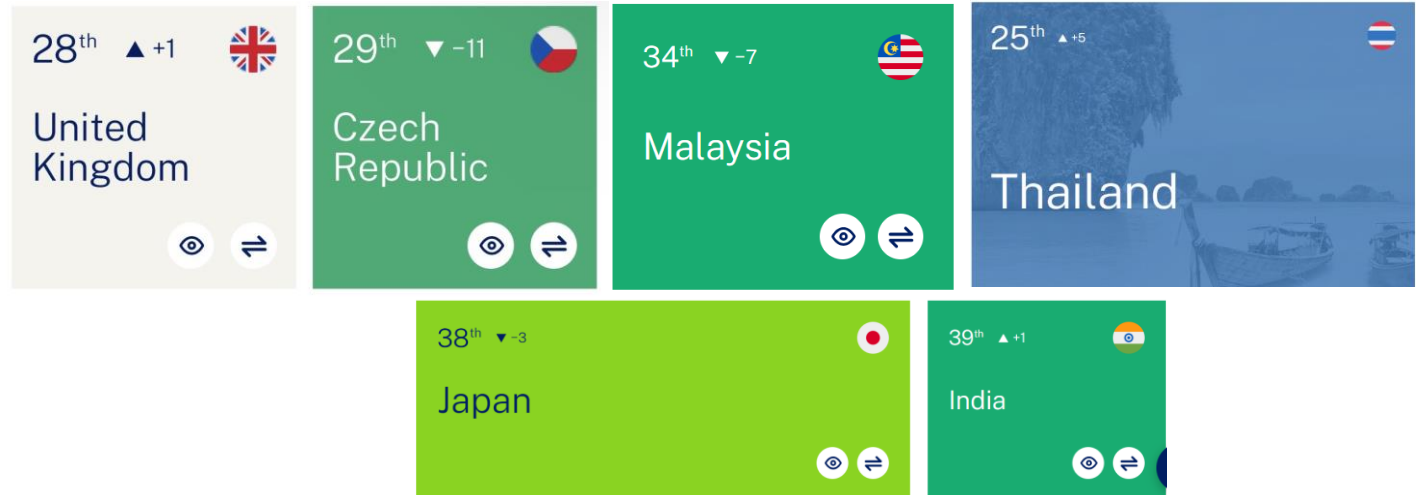
From 34 to 27



2020	2021	2022	2023	2024
40	37	44	34	27
	+3	-7	-10	+7

Four Key Indicators:

1. Economic Performance
2. Government Efficiency
3. Business Efficiency
4. Infrastructure



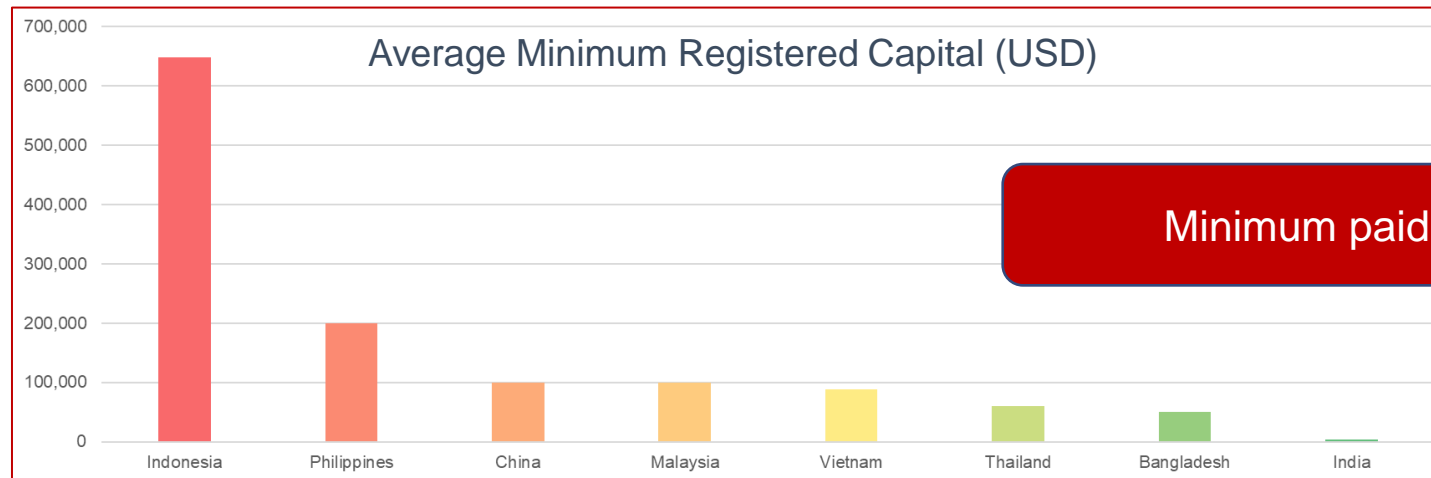
Considerations

Regulatory Environment and Business Licensing Process

Political Policy Post-Inauguration

Labor force dynamics and availability of talents

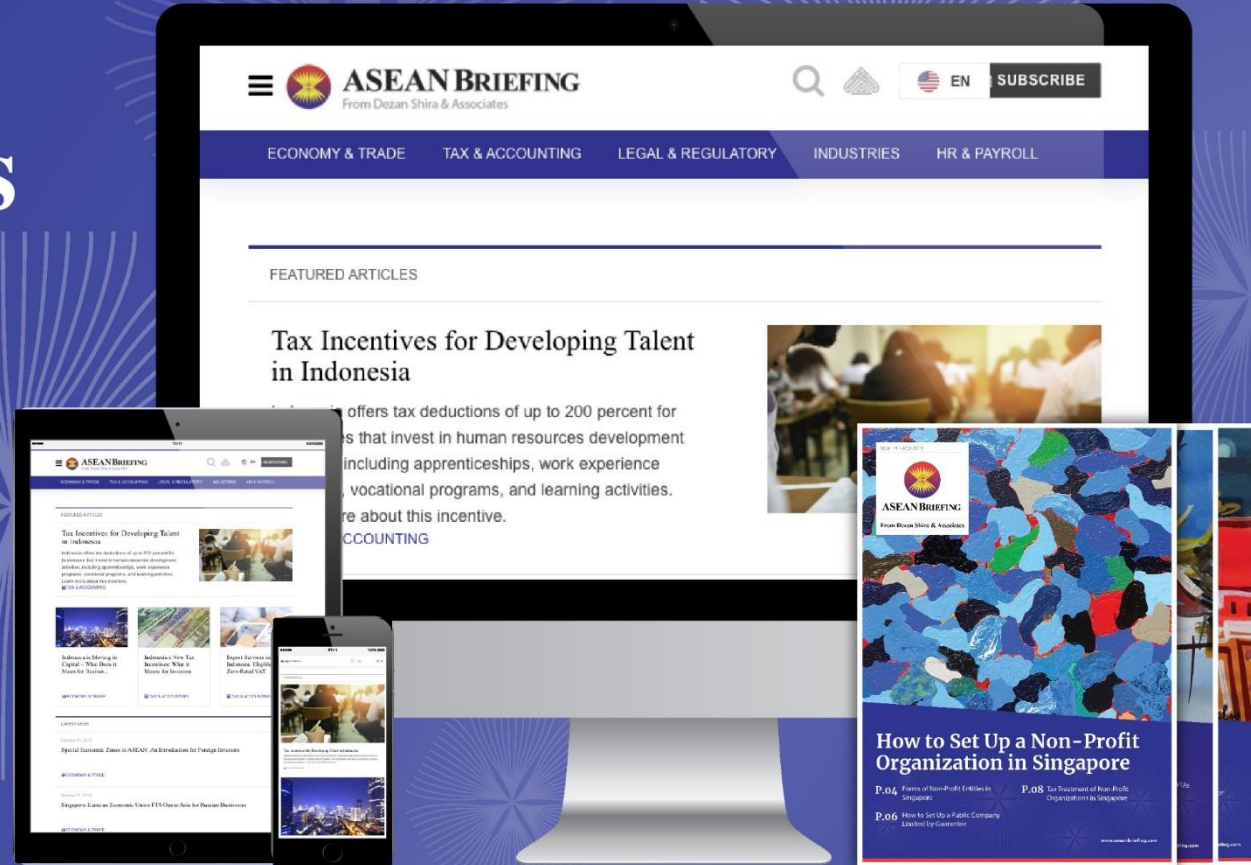
Infrastructure Challenges



Prestigious source of
business insights
for foreign investors

SUBSCRIBE

<https://www.aseanbriefing.com/>





DEZAN SHIRA & ASSOCIATES

Your Partner for Growth in Asia



You can also reach out to us directly via mail:

jennifer.halim@dezshira.com

And feel free to connect with me on :



Scan this QR code

Visit our mobile page and get the latest updates investors news and resources with us